



9530 Series

Digital Delay Pulse Generator

Our 9530 Pulse Generator provides the latest in laser timing and synchronization. Offering a unique 1U 19" rackmount package with all rear panel connections, it is well suited for integration into your rack timing and control systems.

Key Features

- 250 ps Timing Resolution
- < 50 ps Channel to Channel Jitter
- 1U Rackmount Ready
- Easy Programming Interface
- 4 or 8 Independent Channel Outputs
- Free LabVIEW Driver
- Ethernet, USB, RS232 Standard
- Full Customer Support
- 2 Year Warranty



Quantum Composers, Inc.
P.O. Box 4248
Bozeman, MT 59772

Phone (406) 582-0227
Fax (406) 582-0237
Toll Free (800) 510-6530

www.quantumcomposers.com
sales@quantumcomposers.com

9530 Digital Delay/ Pulse Generator

The Model 9530 Digital Delay / Pulse Generator represents the latest in timing and synchronizing capabilities. With a unique 19" 1U form factor, the model 9530 is clearly our most innovative instrument to accurately synchronize any series of events.

The 9530's eight independent outputs, dual trigger/ gate inputs and external clock reference input make it ideal for laser system timing applications. The system can directly phase lock to an external timebase up to 100 MHz in frequency and down to 20 mV in amplitude. This allows synching directly to a laser photodiode signal and provides complete system timing relative to the laser timing with low jitter. The 9530 also provides a

clock output that is capable of driving a 50 ohm load and can be used to provide a master timebase to other delay generators or equipment.

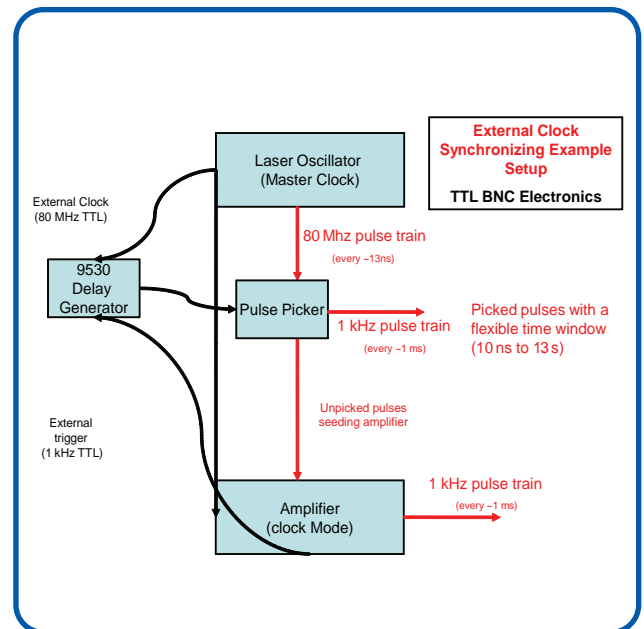
The core technology in precision timing of the 9530 offers 250 ps Delay & Width resolution and 50 ps internal jitter. Ethernet / USB interface, complex burst sequences, Divide-by-N, Setting Profiles, Clock Divider, Pulse Picking and Negative Delays allow users great flexibility in setting up an experiment or synchronizing multiple events. Complimentary NI certified LabVIEW drivers available.

Advanced Features/Options

- Clock input/output – allows master clock input from 10 MHz to 100 MHz with complete system timing relative to that signal with low jitter
- Field programmability–custom features, upgrades and fixes via fully programmable FPGA
- Settings / Programming saved on front panel power down

Channel Properties / Advanced Programming Modes

- Multiplexing - selectively combine the timing of any or all channels to one output
- Burst - Each channel can have a separate number
- Duty Cycle - N pulses on, M pulses off
- Channel Referencing - Any or all channels can reference the timing of any channel rather than T0
- Wait - The system will wait for a specified number of cycles before producing pulses



SYSTEM SPECIFICATIONS

I/O CONFIGURATION

Models/Outputs	9534 - 4 independent channel outputs 9538 - 8 independent channel outputs
Inputs	2 inputs - 1 trig input / 1 gate input
Memory	24 configuration storage slots

INTERNAL RATE GENERATOR

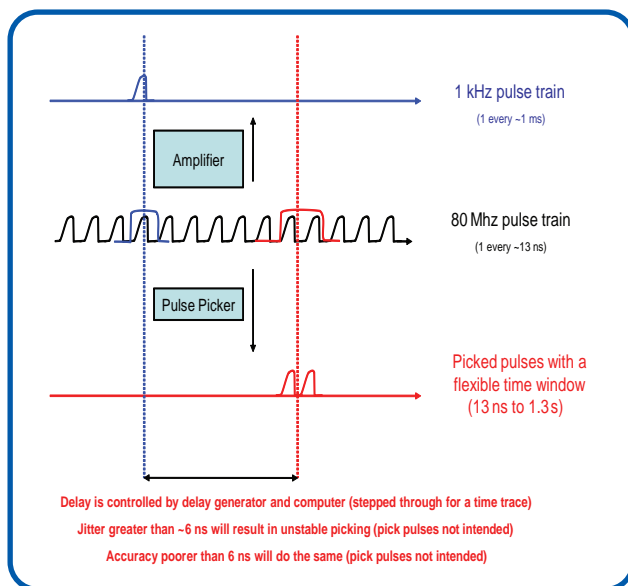
rate	0.0002 Hz to 10.000 MHz
resolution	10 ns
accuracy	1 ns + .0001 x period
jitter	50 ps RMS
settling	1 period
burst mode	1 to 9,999,999 pulses
timebase	100 MHz, low jitter PLL
oscillator	50 MHz, 25 ppm
system output modes	single shot, burst, duty cycle, continuous
pulse control modes	internal rate generator, external trigger, external gate

PROGRAMMABLE TIMING GENERATOR

channel output modes	single shot, burst, duty cycle, normal
control modes	internally triggered, externally triggered and external gate each channel may be independently set to any of the modes
output multiplexer	any/all channels may be multiplexed to any/all outputs
delayed output	0 to 9,999,999 pulses
timebase	same as internal rate generator

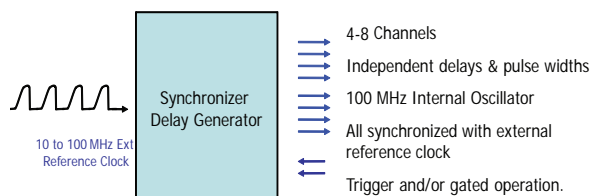
DELAY

range	0 - 1000 s
accuracy	1 ns + .0001 x setpoint
resolution	250 ps



- Independent Channel Enable/Disable
- Delayed Channel Enable - allows flashlamp/ diodes to be fired, stabilizing the laser before the Q-switch or shutter is enabled.
- Single shot or Burst mode laser pulse bursts, controlling either just the Q-switch or entire laser.
- Duty cycle mode allows firing laser at an optimal rate, but picking pulses out at the user required rate.
- Output multiplexer allows the timing of any combination of channels to be output on any of the output ports, providing very complex pulse trains.

9530 EXTERNAL SYNC'D OPERATION



External reference clock input of 50 mV to 2.5 V allows direct syncing to photo diode or high speed logic outputs.

Sync'd operation provides very low external jitter operation.

All modes (internal & external trigger, etc.) are available with the external clock.



Toll Free Phone (800) 510-6530
Fax Phone Line (406) 582-0237

Email sales@quantumcomposers.com
Web www.quantumcomposers.com

MODULE SPECIFICATIONS

TTL/ADJUSTABLE CHANNEL OUTPUTS

output impedance 50 ohm

TTL/CMOS MODES

output level 4.0 V typ into 1 kohm

rise time 3 ns typ

slew rate 0.5 V/ns

jitter 50 ps RMS

ADJUSTABLE MODE

output level 2.0 to 20 VDC into 1 kohm
1.0 to 10 VDC into 50 ohm

output resolution 10 mV

current 200 mA typical, 400 mA max
(short pulses)

slew rate > 0.1 V/ns

overshoot < 100 mV + 10 % of pulse
amplitude

rise time 15 ns typ @ 20 V (high imp)
25 ns typ @ 10 V (50 ohm)
(10 % - 90 %)

TRIGGER/GATE DUAL INPUT (STANDARD)

Standard dual channel input, providing one trigger input and one gate input. May be used with the dual trigger firmware option to provide two independent trigger sources.

threshold 0.2 to 15 VDC

maximum input voltage 60 V peak

resolution 10 mV

input impedance 1 Mohm + 40 pF or 50 ohm

insertion delay < 180 ns

pulse inhibit delay < 120 ns

output inhibit delay < 50 ns

jitter < 800 ps RMS

*Other custom modules available. Call with your request.

SYSTEM EXTERNAL TRIGGER/GATE INPUT(S) TRIGGER INPUT

function generate individual pulses, start a burst
or continuous stream

rate DC to 1/(200 ns + longest active
pulse)

slope rising or falling (maximum of 5 MHz)

behavior used to control the internal rate

GATE INPUT

function pulse inhibit or output inhibit

polarity active high / active low

behavior used to control the internal rate generator

STANDARD FEATURES & FUNCTIONS

communications USB/RS232/Ethernet

external clock in 10 MHz - 100 MHz in 1 MHz increments

external clock out 5 MHz - 40 MHz

configuration storage T0, Rate, Chan, 2x ExtPLL, 1 ExtPLL, ½
ExtPLL, ½ Ext, 40MHz, 20MHz, 10MHz,
5MHz, and Disabled

STANDARD OUTPUT MODULES

AT20 quad channel, TTL/CMOS &
adjustable output module

OPTIONAL MODULE

TZ50 quad channel, high current
TTL/CMOS (for driving 50 ohm loads)
& adjustable output module

SYSTEM OPTIONS

I incrementing (provides automatic
high speed incrementing/decrementing
of delay and/or pulsewidth for each
channel)

DT15 dual trigger logic – provides
additional trigger via gate input



Toll Free Phone (800) 510-6530
Fax Phone Line (406) 582-0237

Email sales@quantumcomposers.com
Web www.quantumcomposers.com

V1.4 8/5/16